

©Kawasaki Motors Corp 1974 Printed in USA

**PROBLEM:**


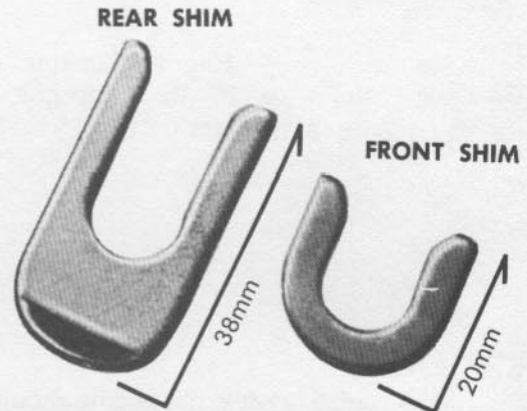
There have been some complaints from the field about engine vibration on the H1, especially when the machine is operated at high speeds.

**CORRECTION:**

Kawasaki has decided to install engine mount shims on all new H1 motorcycles. These will be the same type of shims that are presently being used on the H2. All H1's, frame number H1F-00001 and above, will have engine mount shims installed at the factory.

It is not necessary to install shims on all H1's now in the field, but if an individual motorcycle vibrates excessively, shimming should help to cure the problem. In any event, engine mount shims should be used whenever a frame is replaced.

DESCRIPTION	P/N	REMARKS	NOTES
Front Shim	92025-048	0.5mm	Used in production on H1D H1F-00001 and above
	92025-049	0.8mm	
	92025-050	1.0mm	
	92025-051	1.6mm	
	92025-052	2.0mm	
Rear Shim	92025-053	0.5mm	
	92025-054	0.8mm	
	92025-055	1.0mm	
	92025-056	1.6mm	
	92025-057	2.0mm	
	92025-058	2.3mm	



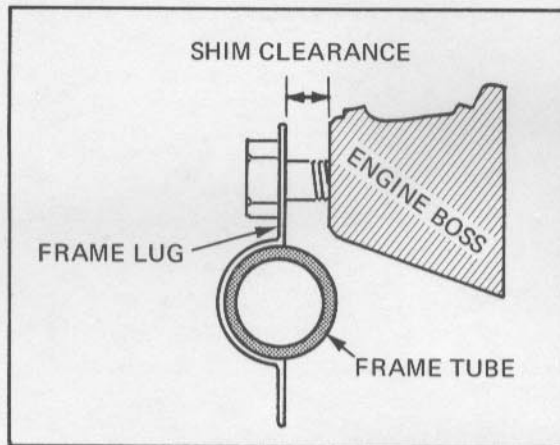
**INSTALLATION:**

To install shims:


- A. Take off the left and right mufflers and enter exhaust pipe holder nuts. **IMPORTANT:** This step relieves the front mounting lugs of outside stresses which could affect shim adjustment. Loosen the engine mount bolts shown.

Please see reverse side for additional information.

- B. Without removing the engine, use a thickness gauge to check the clearances between the engine bosses and the frame lugs on both sides of the machine as shown.



- C. At each of the four gaps, insert the proper size shim to take up all clearance. **NOTE:** If necessary, the shims can be stacked to get the right thickness.
- D. Tighten the three 10mm diameter engine mounting bolts to 25 lb.-ft. torque. Then tighten the 8mm diameter bolt to 15 lb.-ft.



**IMPORTANT:**

Advise the owner to check the engine mount bolts for tightness at regular intervals. Also, this is a mandatory check on all scheduled dealer inspections.

**WARRANTY INFORMATION:**

This is a factory production change for routine product improvement. This bulletin is for notification of modification only, not for warranty authorization. ■