
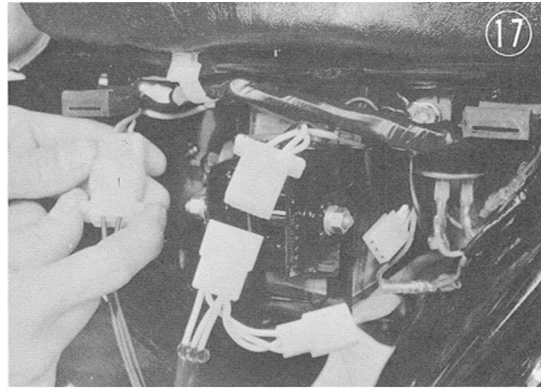


H2




H2

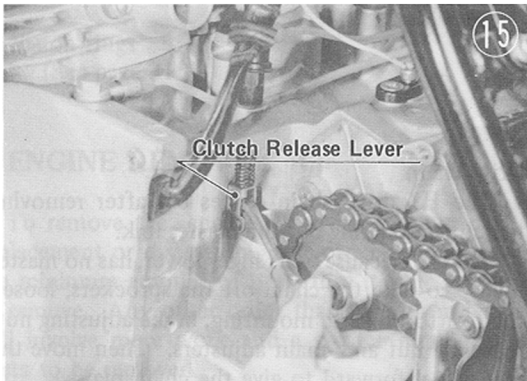



Clutch cable


To remove the clutch cable, loosen the clutch release lock nut, and giving the cable plenty of play with the adjusting screw, remove the inner wire of the clutch cable from the clutch release lever after straightening the lever tongue.



Engine mounting bolts




Engine



AC generator wiring

H1



Completed disassembly

