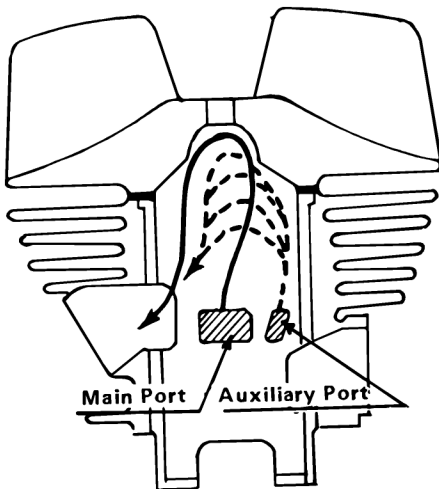
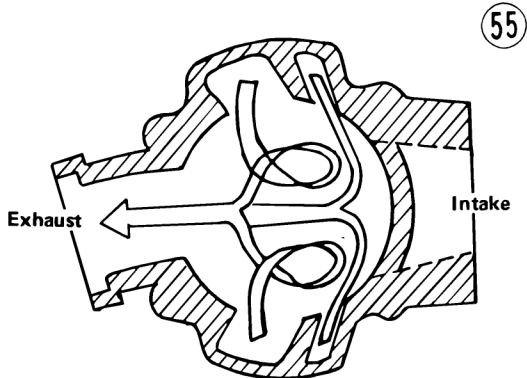


In the H Series, a four-port scavenge method is employed to increase output power.


Scavenging is the process of replacing the gas left over from the last combustion cycle, with new gasoline mixture. With this four-port scavenge method, as shown in the diagram, the two main scavenge ports are supplemented by two auxiliary ports, providing an ideal gas circulation pattern and raising the scavenge efficiency level far above that of the two-port scavenging used in most of the piston valve engines up until now.

Scavenge Gas Flow Pattern (Four port system)

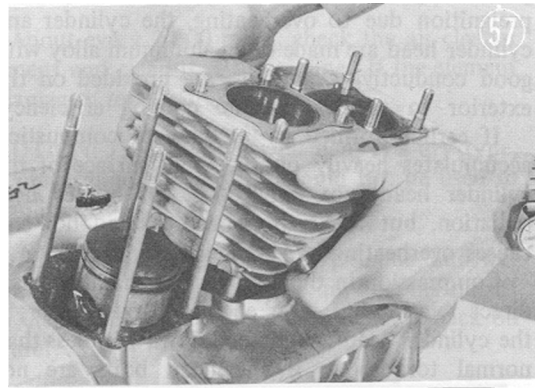


2) Disassembly

Remove head bolts. Remove cylinder heads and head gaskets.



Pull the cylinder off the studs.





3) Overhaul

a. Carbon Removal

The cylinder head and the cylinder exhaust ports are very easy places for carbon to build up. Check the condition of these parts and carefully scrape off any accumulated carbon.

CAUTION: When removing carbon, take ample care not to scratch the head gasket surfaces or the cylinder walls.



b. Cylinder Damage

Inspect the cylinder walls for damage due to piston seizure. Correct any minor scratches or damage with fine emery cloth. If the cylinder is badly damaged, it must be bored and honed, or replaced.