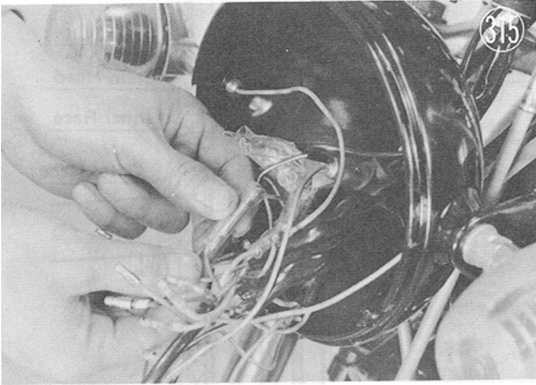


2) Disassembly

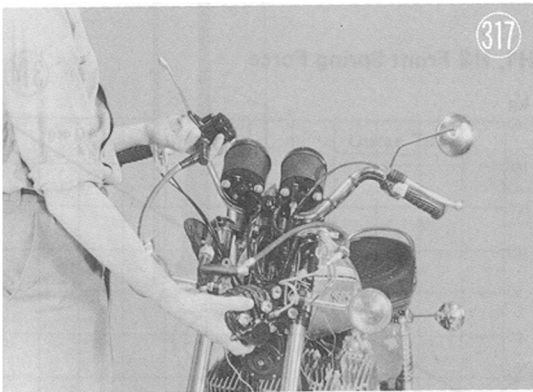
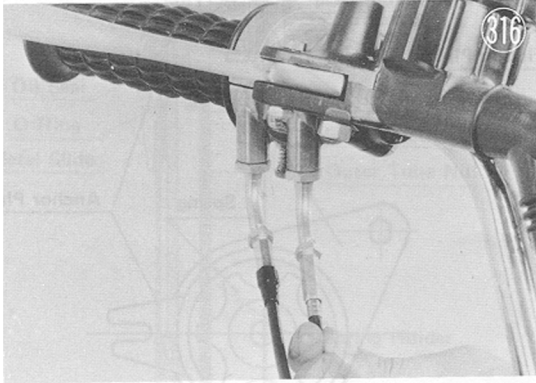
The front fork and steering stem are removed after first taking off the front wheel and fender.

a. Front Fork

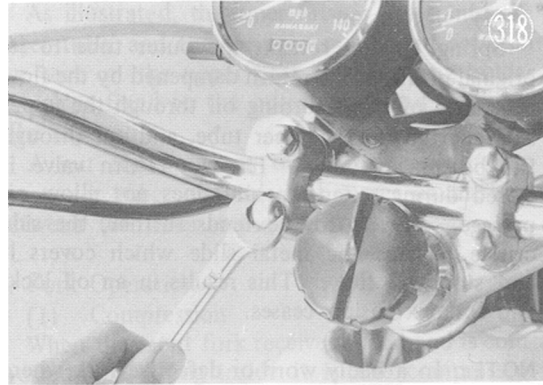
Disconnect the wiring inside the headlight and pull the wires out of the headlight body, then remove the headlight.



Remove the starter, throttle, clutch and front brake cables from the handlebar. On disc brake models, remove the complete disc brake assembly in one piece.



Unbolt the handlebar and remove it.



On disc brake models, remove the fuel tank and undo the ignition switch and left handlebar switch wiring.



Take off the speedometer and tachometer cables and remove the meters, bracket and ignition switch as an assembly.



Pull out the cotter pin from the lower end of the steering damper and turn the damper knob to the left to remove it.

